

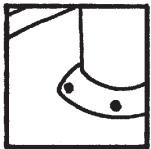
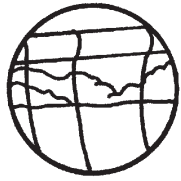




Use a crayon to draw a line from each puzzle piece to its place in the puzzle.



Work on simple puzzles with your child. Discuss the shape of a piece and the shape of the space where the piece fits. Ask your child how he or she determines if a puzzle piece belongs in a space. Start with simple puzzles and graduate to more complex puzzles.

